

<b>Item No.</b> 8.	<b>Classification:</b> Open	<b>Date:</b> 22 April 2015	<b>Meeting Name:</b> Corporate Parenting Committee
<b>Report title:</b>		Educational Outcomes for Care Leavers (Destination Data)	
<b>Ward(s) or groups affected:</b>		All	
<b>From:</b>		Director, Children's Social Care	

## RECOMMENDATIONS

1. That the committee notes the content of this data analysis report and the importance of achieving good educational outcomes to secure long term economic wellbeing for those who have been in care.
2. That the committee receives further information in relation to placement stability, being developed through the 16+ accommodation review, to provide more context for the factors affecting the achievement of good educational outcomes for those in care.
3. That the committee continues to monitor educational outcomes of looked after children and champion the rights of looked after children to have access to a good education whilst in care.

## BACKGROUND INFORMATION

4. Educational achievement is fundamentally important to the life chances of most children. The right to education is enshrined in the United Nations convention on the 'Rights of the Child', and attaining success in education is one of the key indicators of future economic well-being. There are a range of socio-economic factors that are associated with family breakdown and admission to care which predict low educational achievement for those who experience time in care therefore, whilst children in care span a full range of educational potential, they do not, in general, perform as well as other children living in their local area, this is true nationally and in Southwark.

## Summary of findings

5. Our findings included:
  - a. Considerably fewer care leavers achieved good educational outcomes at GCSE level than at Key Stage 2 in comparison with all Southwark pupils.
  - b. Care leavers who were in care at the time of their Key Stage 2 or GCSE exams did not perform as well as those who were not in care at that time.
  - c. Care leavers who did not achieve at KS2 were unlikely to achieve at GCSE.
  - d. Almost all care leavers who went into care less than one year before their 18<sup>th</sup> birthday achieved the GCSE threshold, whereas almost none of those who started their latest episode of care around the time of their GCSE exams achieved the threshold.

- e. Care leavers who achieved at GCSE are more likely to be in EET when they're older.
- f. Care leavers who have been in care from a younger age are more likely to be in EET and/or live in suitable accommodation when they're older.

**KEY ISSUES FOR CONSIDERATION**

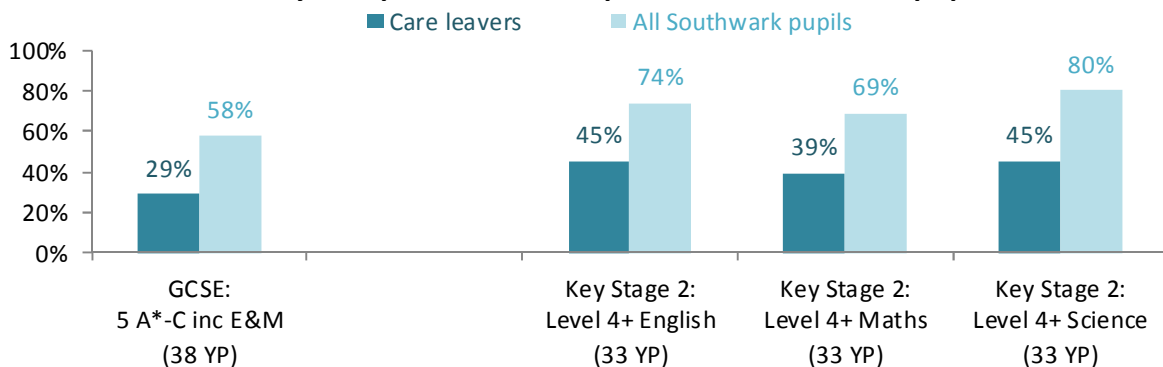
**Educational achievement**

- 6. There were 111 care leavers who had their 19<sup>th</sup> birthday in the year April 2013 to March 2014. Attainment information could only be matched to care leavers who attended Southwark schools. We were only able to capture 30%, because this data is not held internally and the national database (Key to Success) removes children's data once the young person turns 17. For this reason we were only able to match care leavers with historic Southwark Schools data where the young person's UPN was available.
  - Key Stage 2 attainment information could be matched to **33 care leavers (30%)**
  - GCSE attainment information could be matched to **38 care leavers (34%)**.
- 7. For the cohort of care leavers considered in this report, Key stage 2 assessments took place in 2005/2006 (age 10-11) and GCSE exams took place in 2010/2011 (age 15-16). The 3 thresholds for 'good' attainment at Key Stage 2 is **at least a level 4 in English / Maths / Science**, and the threshold for 'good' attainment at GCSE is **at least 5 A\* to C grades, including English and Maths**.

**Overall achievement of care leavers with matched attainment information**

- 8. Of the 33 care leavers with matched Key Stage 2 results, **45% achieved** at least a level 4 in English, **39%** in Maths, and **45%** in Science. The proportion of all Southwark pupils who achieved the KS2 thresholds in 2006 was 74% in English, 69% in Maths and 80% in Science.
- 9. Of the 38 care leavers with matched GCSE results, **29% achieved** the threshold for 'good' attainment at GCSE, compared to 58% of all Southwark pupils in 2011.

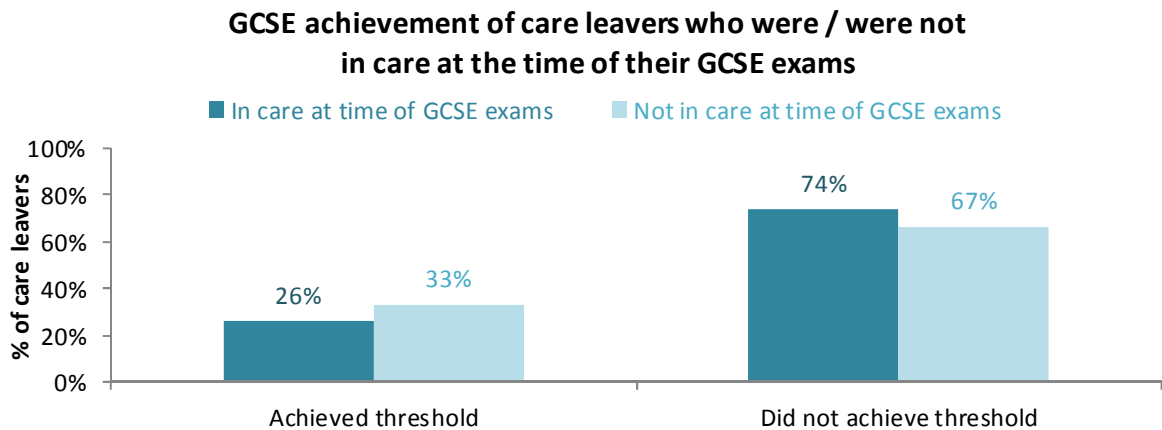
**'Good' attainment at GCSE and KS2 of care leavers with a 19th birthday in the year Apr13-Mar14 compared to all Southwark pupils**



10. This shows that in line with the performance of all Southwark pupils, the proportion of young people who achieve the thresholds at KS2 is higher than at GCSE. However, the drop in the proportion of pupils who achieve at KS2 compared to GCSE is more pronounced for the care leaver cohort than for all Southwark pupils.

### Achievement of those in care at time of GCSE

11. Of the 38 care leavers with GCSE attainment information, **23 were in care** at the time of their GCSEs. Of these, **26% (6 young people) achieved** the GCSE threshold for 'good' attainment, compared to 33% (5/15 YP) of those not in care at the time.



12. Of the 33 care leavers with matched Key Stage 2 attainment information, **25 were in care** at the time of their Key Stage 2 assessments. Of these, **40% (10 YP) achieved** at least a level 4 in English, **36%** in Maths and **44%** in Science. These proportions are lower than those care leavers who were not in care at the time of their KS2 assessments (63% for English, 50% for Maths and 50% for Science.)

	Achieved level 4+ KS2 English			Achieved level 4+ KS2 Maths			Achieved level 4+ KS2 Science		
	Y	N	Y%	Y	N	Y%	Y	N	Y%
In care at time of KS2	10	15	40%	9	16	36%	11	14	44%
Not in care at time of KS2	5	3	63%	4	4	50%	4	4	50%

13. The data shows that a lower proportion of those in care at the time of their KS2 assessments or GCSE exams achieved the thresholds of 'good' attainment.

### Achievement at GCSE in relation to Key Stage 2

14. Just over half of those care leavers who achieved at least a level 4 in Key Stage 2 English / Maths / Science went on to achieve the 'good' attainment threshold at GCSE (60% of those who achieved at KS2 English, 54% who achieved at KS2 Maths and 53% who achieved at KS2 Science.) In contrast, of those children who did not achieve good attainment at KS2, the vast majority did not achieve good attainment at GCSE (94% in English, 85% in Maths and 89% in Science.)

	<b>KS2 English</b>	<b>KS2 Maths</b>	<b>KS2 Science</b>
<i>Of those who <b>achieved the KS2 threshold</b>, % who went on to <b>achieve GCSE threshold</b></i>	9/15 YP 60%	7/13 YP 54%	8/15 YP 53%
<i>Of those who <b>did not achieve the KS2 threshold</b>, % who <b>did not achieve GCSE threshold</b></i>	17/18 YP 94%	17/20 YP 85%	16/18 YP 89%

15. This shows that although not all children who achieve at Key Stage 2 will achieve at GCSE, those who do not achieve at Key Stage 2 are very unlikely to achieve at GCSE.

#### **Achievement at GCSE in relation to duration of latest episode of care**

16. The table below shows the breakdown by age at the start of the care leavers' latest episode of care. Pupils sit their GCSE exams aged 15-16, and the data shows that those young people who started an episode of care at the age of 15 or 16 were very unlikely to achieve the GCSE threshold of 'good' attainment (1/12 YP = 8%), whereas the majority of those young people who started to be looked after at the age of 17 had already achieved good educational outcomes (4/5 YP = 80%.)

<b>Age at start of latest care episode</b>	<b>GCSE: 5 A*-C inc E&amp;M</b>	
	<b>Achieved</b>	<b>Did not achieve</b>
0 yrs		1
1 yr	1	
2 yrs		2
3 yrs	1	
4 yrs		
5 yrs		1
6 yrs	1	1
7 yrs		
8 yrs		
9 yrs		
10 yrs		
11 yrs		1
12 yrs		2
13 yrs	1	3
14 yrs	2	4
15 yrs		3
16 yrs	1	8
17 yrs	4	1
<b>Total</b>	<b>11</b>	<b>27</b>

17. This shows that young people who are taken into care around the time of their GCSE are unlikely to achieve the threshold of good attainment, whereas those taken into care after they have completed their GCSEs are more likely to have already achieved a good outcome.

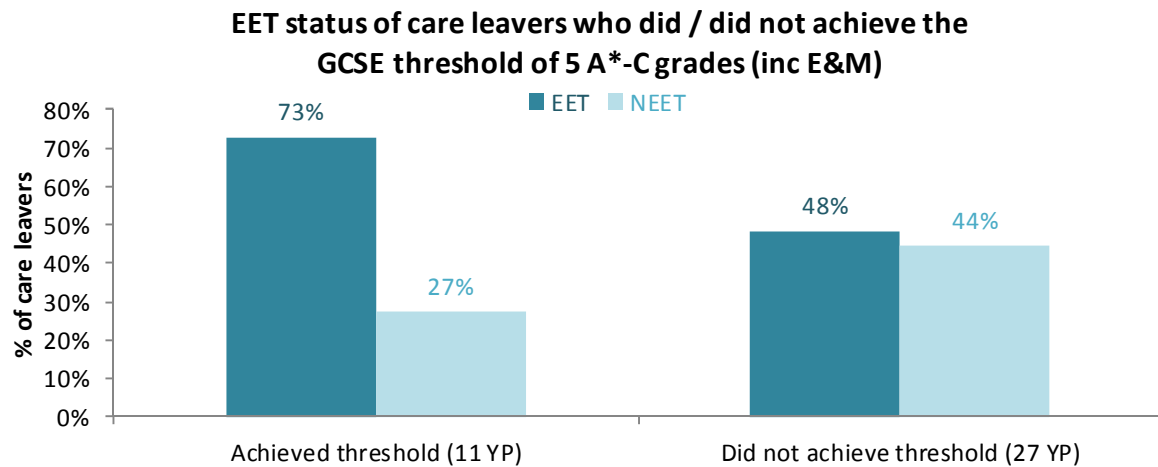
## Employment, Education and/or Training (EET)

18. Of the 111 care leavers who had their 19<sup>th</sup> birthday in the year, Southwark had EET information for **91 young people**. Of those, **40% were in education, employment or training** and 42% were not. The changes in the mandatory school age will have an impact on EET in future years.

	Number of care leavers	Summary
Higher education (full time)	7	EET 40%
Higher education (part time)	1	
Other education (full time)	24	
Other education (part time)	2	
Training / employment (full time)	6	
Training / employment (part time)	4	
NEET (illness / disability)	2	NEET 42%
NEET (other)	45	
No information	20	No info 18%

## EET status in relation to GCSE achievement

19. Of the 11 care leavers who achieved the GCSE threshold for 'good' attainment, **73% (8/11 YP) were in Employment, Education and/or Training** in 2014, compared to 48% (13/27 YP) of those who did not achieve the GCSE threshold.



20. This shows that those who do achieve at GCSE are more likely to be in EET when they're older, than those pupils who do not achieve at GCSE.

## EET status in relation to age at the start of the latest episode of care

21. Half of the care leavers cohort started their latest episode of care at age 15-17 (56/111 YP), and of those **34%** were Education, Employment and/or Training in 2014. In comparison, of those care leavers whose latest episode of care started before the age of 15, **45%** were in EET in 2014.
22. This shows that care leavers who have been in care for a longer time before their 19<sup>th</sup> birthday are more likely to be in EET when they're older.

Age at care episode start	EET	NEET	No info	Total
0 yrs		1		1
1 yr	1			1
2 yrs	1	1		2
3 yrs	3	1		4
4 yrs		1		1
5 yrs	2			2
6 yrs	1	1		2
7 yrs	2	1		3
8 yrs	1	3	1	5
9 yrs	1	3		4
10 yrs	2	2	1	5
11 yrs	3			3
12 yrs	3	1	1	5
13 yrs	3	5		8
14 yrs	2	6	1	9
15 yrs	3	6	1	10
16 yrs	11	8	6	25
17 yrs	5	7	9	21
<b>Total</b>	<b>44</b>	<b>47</b>	<b>20</b>	<b>111</b>

### Suitable accommodation

23. Of the 111 care leavers who had their 19<sup>th</sup> birthday in the year, Southwark had accommodation suitability information for **91 young people**. Of those, **70% were in suitable accommodation**, and 12% were in unsuitable accommodation.

<b>Suitable</b>	<b>78 (70%)</b>
Independent living	33
Semi-independent transitional	14
Other accommodation	11
Parents or relatives	9
Supported lodgings	7
Foyers & similar supported	4
<b>Unsuitable</b>	<b>13 (12%)</b>
In custody	8
Other accommodation	3
Bed and breakfast	1
Emergency accommodation	1
<b>No information</b>	<b>20 (18%)</b>

### Accommodation suitability in relation to age at the start of latest episode of care

24. Half of the care leavers cohort started their latest episode of care at age 15-17 (56/111 YP), and of those **54%** were in suitable accommodation. In comparison, of those care leavers whose latest episode of care started before the age of 15, **87%** were in suitable accommodation. All care leavers who were not in suitable accommodation were also not in education, employment and/or training.

Age at care episode start	Suitable	Unsuitable	No info	Total
0 yrs	1			1
1 yr	1			1
2 yrs	2			2
3 yrs	4			4
4 yrs	1			1
5 yrs	2			2
6 yrs	2			2
7 yrs	3			3
8 yrs	3	1	1	5
9 yrs	4			4
10 yrs	4		1	5
11 yrs	3			3
12 yrs	4		1	5
13 yrs	8			8
14 yrs	6	2	1	9
15 yrs	8	1	1	10
16 yrs	15	4	6	25
17 yrs	7	5	9	21
<b>Total</b>	<b>78</b>	<b>13</b>	<b>20</b>	<b>111</b>

25. This shows that care leavers who have been in care for a longer time before their 19<sup>th</sup> birthday are more likely to be in suitable accommodation when they're older.

### Community impact statement

26. The care population is diverse in terms of age, gender and ethnicity and we closely monitor these protective characteristics to ensure we understand specific health needs and are able to deliver services that address these needs. Delivering services that improve educational outcomes can help to build resilience for children and young people to successfully achieve economic wellbeing and make a positive contribution. Effective performance monitoring and joint working supports these objectives and enables us to identify areas where improvements may need to be made.

### BACKGROUND DOCUMENTS

Background Papers	Held At	Contact
None		

### APPENDICES

No.	Title
None	

## AUDIT TRAIL

<b>Lead Officer</b>	Rory Patterson, Director, Children's Social Care	
<b>Report Author</b>	Jean Mallo, Strategic intelligence analyst	
<b>Version</b>	Final	
<b>Dated</b>	13 April 2015	
<b>Key Decision?</b>	No	
<b>CONSULTATION WITH OTHER OFFICERS / DIRECTORATES / CABINET MEMBER</b>		
<b>Officer Title</b>	<b>Comments Sought</b>	<b>Comments Included</b>
Director of Legal Services	No	No
Strategic Director of Finance and Corporate Services	No	No
<b>Cabinet Member</b>	No	No
<b>Date final report sent to Constitutional Team</b>	13 April 2015	